



### District Report Card: 2017


<b>State:</b> Arunachal Pradesh	<b>District:</b> Longding
<b>Class:</b> 5	<b>Subject:</b> Language
<b>Schools:</b> 56	<b>Students:</b> 814


### Participation/Coverage


#### Students

 GENDER	Boys		Girls	
	Number	%	Number	%
	389	47.79	425	52.21

 AREA	Rural		Urban	
	Number	%	Number	%
	741	91.03	73	8.97

 CATEGORY	SC		ST		OBC		GEN	
	Number	%	Number	%	Number	%	Number	%
	0	0.00	809	99.39	3	0.37	2	0.25

 CWSN	LD	VI	HI	S&LD	ID	Oth
	0	0	0	1	1	0

 Management	Government		Government-aided	
	Number	%	Number	%
	814	100.00	0	0.00

### Average Performance of Students in Language (%)

Overall	Gender		Area		Management		Social Group			
	Male	Female	Rural	Urban	Govt.	Aided	SC	ST	OBC	GEN
44.86	43.89	45.74	45.49	38.45	44.86	0.00	0.00	44.83	53.33	43.33

## Performance on Learning Outcomes (LOs)

Learning Outcomes	Description	Average Performance(%)
L504	Reads and comprehends independently storybooks, news items/ headlines, advertisements etc.	42.19
L508	Reads text with comprehension, locates details and sequence of events	46.19

Range of Performance of Students who Answered Correctly							
Below 30%		30% - 50%		50% - 75%		Above 75%	
Number	%	Number	%	Number	%	Number	%
252	30.96	240	29.48	231	28.38	91	11.18

## Lowest Performing Learning Outcomes (LOs)

- 1 - Reads and comprehends independently storybooks, news items/ headlines, advertisements etc. (42.19)
- 2 - Reads text with comprehension, locates details and sequence of events (46.19)